

## UȘA DURABIL 80 PREMIUM

Anvelopă constructivă: cărămidă 30 cm + polistiren 15 cm

Montaj: spumă și folii

Temperatură: interior 20°C / exterior - 15°C




































$U_w$

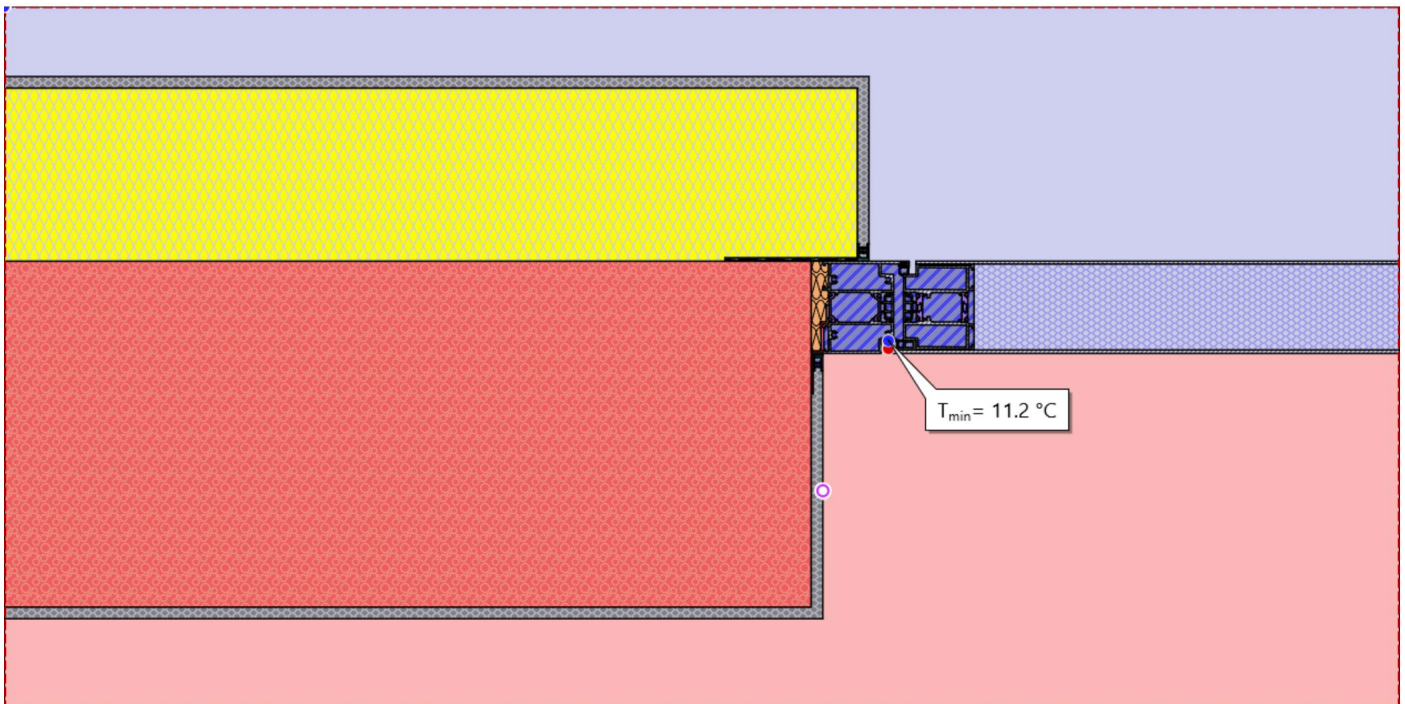
0.700 W/m<sup>2</sup>K

$U_{w, \text{instalat}}$

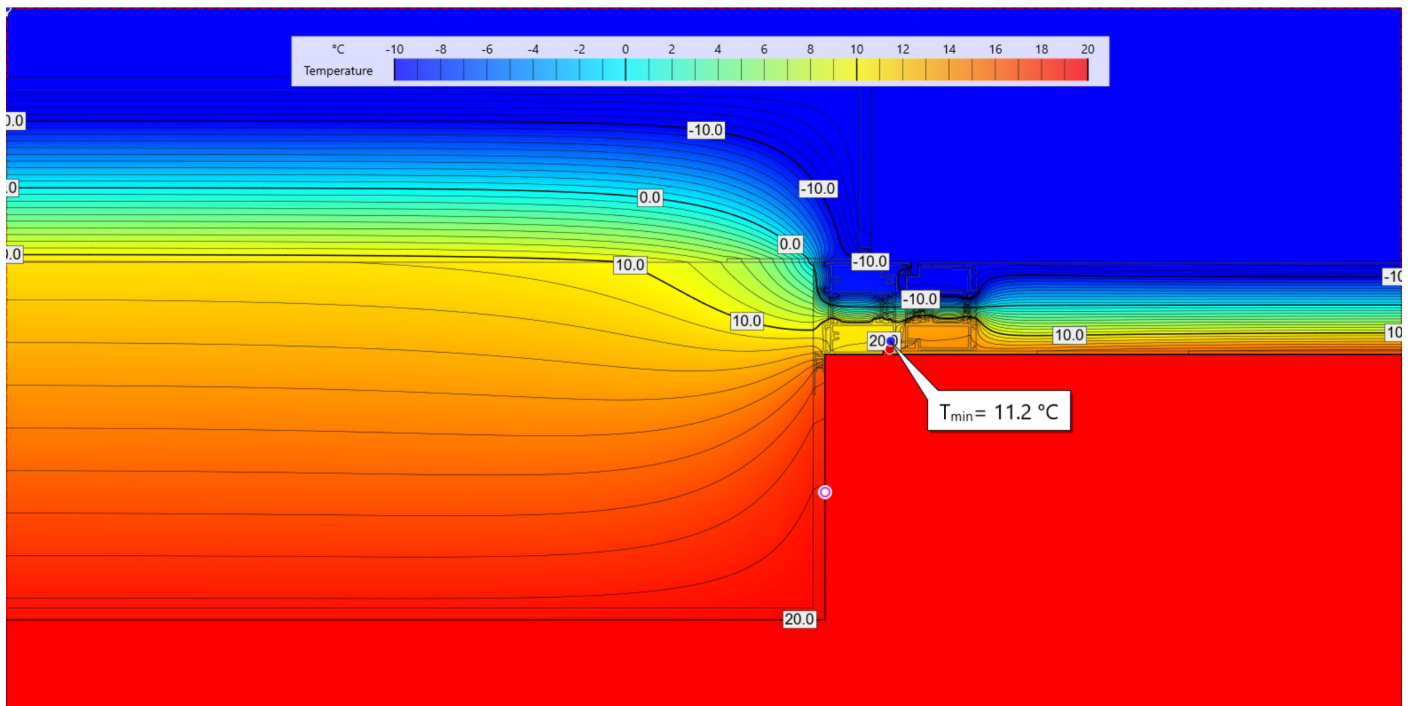
1.330 W/m<sup>2</sup>K

## Materiale

✓  Climat interior	✓  Climat exterior	 Panou de izolatie
✓  Garnitura Interiorara	✓  EPDM	✓  Poliamida (25% gf.)
✓  Sticla	 Otel	✓  Aluminium
✓  Aer	✓  Poliamida	✓  Argon
✓  Celuloza	✓  EPS - Polistiren	 Vata Minerala
 Termomodul	✓  Folie Montaj	✓  Folie Montaj
✓  Profil Dilatare	 PVC 88	✓  Spuma Illbruck
✓  Tencuiala	✓  Caramida Cu goluri Verticale	 BCA
✓  Cavitate Aer	 Triothem	 Rigips
 Brad - Montant	 Bariera Vaporilor SD=5m	 Placa OSB
✓  PU Placa rigida	 PIR - Izolatie COR-80 Passive House	✓  Polyolefin



## Analiză izoterme temperatură



## UȘA DURABIL 80 PREMIUM

Anvelopă constructivă: cărămidă 30 cm  
+vată minerală 15 cm

Montaj: spumă și folii

Temperatură: interior 20°C / exterior - 15°C




































$U_w$

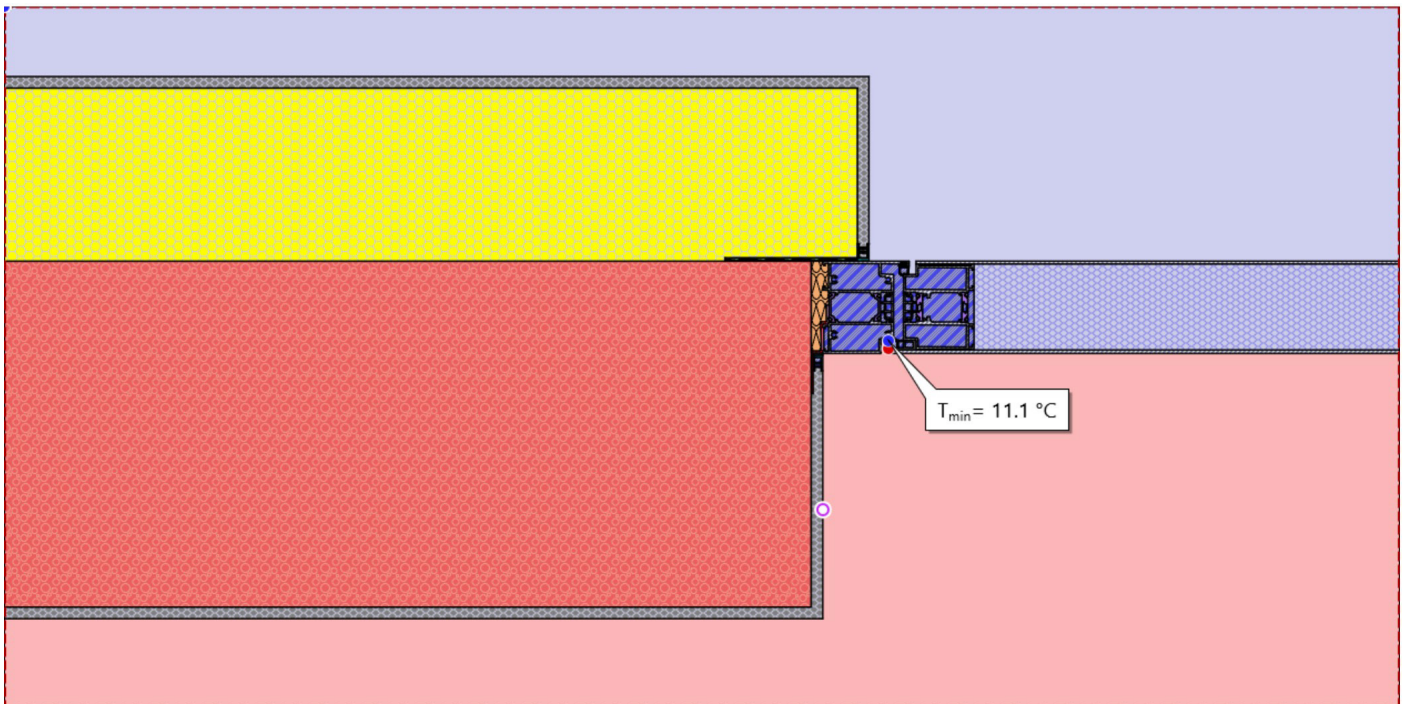
0.700 W/m<sup>2</sup>K

$U_{w, \text{instalat}}$

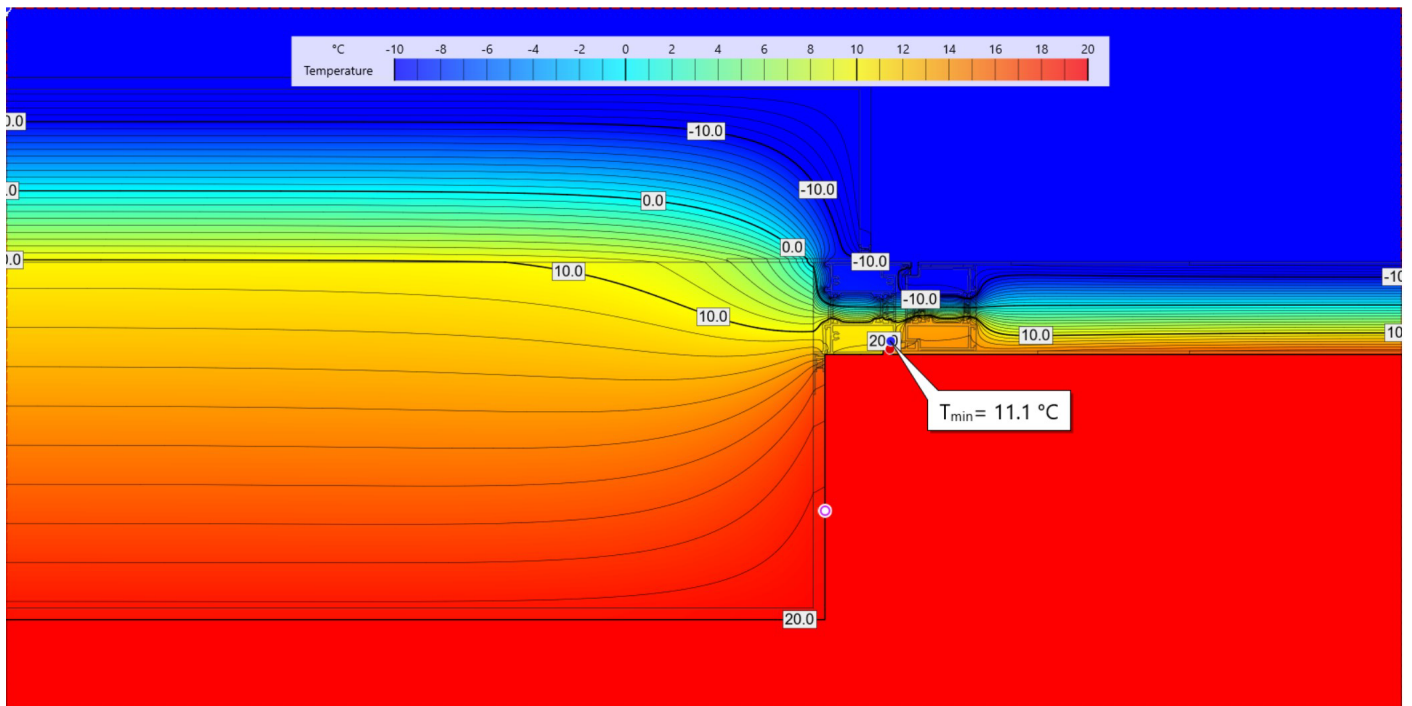
1.320 W/m<sup>2</sup>K

## Materiale

✓  Climat interior	✓  Climat exterior	 Panou de izolare
✓  Garnitura Interiorara	✓  EPDM	✓  Poliamida (25% gf.)
✓  Sticla	 Otel	✓  Aluminiu
✓  Aer	✓  Poliamida	✓  Argon
✓  Celuloza	 EPS - Polistiren	✓  Vata Minerala
 Termomodul	✓  Folie Montaj	✓  Folie Montaj
✓  Profil Dilatare	 PVC 88	✓  Spuma Illbruck
✓  Tencuiala	✓  Caramida Cu goluri Verticale	 BCA
✓  Cavitate Aer	 Triothem	 Rigips
 Brad - Montant	 Bariera Vaporilor SD=5m	 Placa OSB
✓  PU Placa rigida	 PIR - Izolatie COR-80 Passive House	✓  Polyolefin



## Analiză izoterme temperatură



## UȘA DURABIL 80 PREMIUM

Anvelopă constructivă: BCA 30 cm + vată minerală 15 cm

Montaj: spumă și folii

Temperatură: interior 20°C / exterior - 15°C




































$U_w$

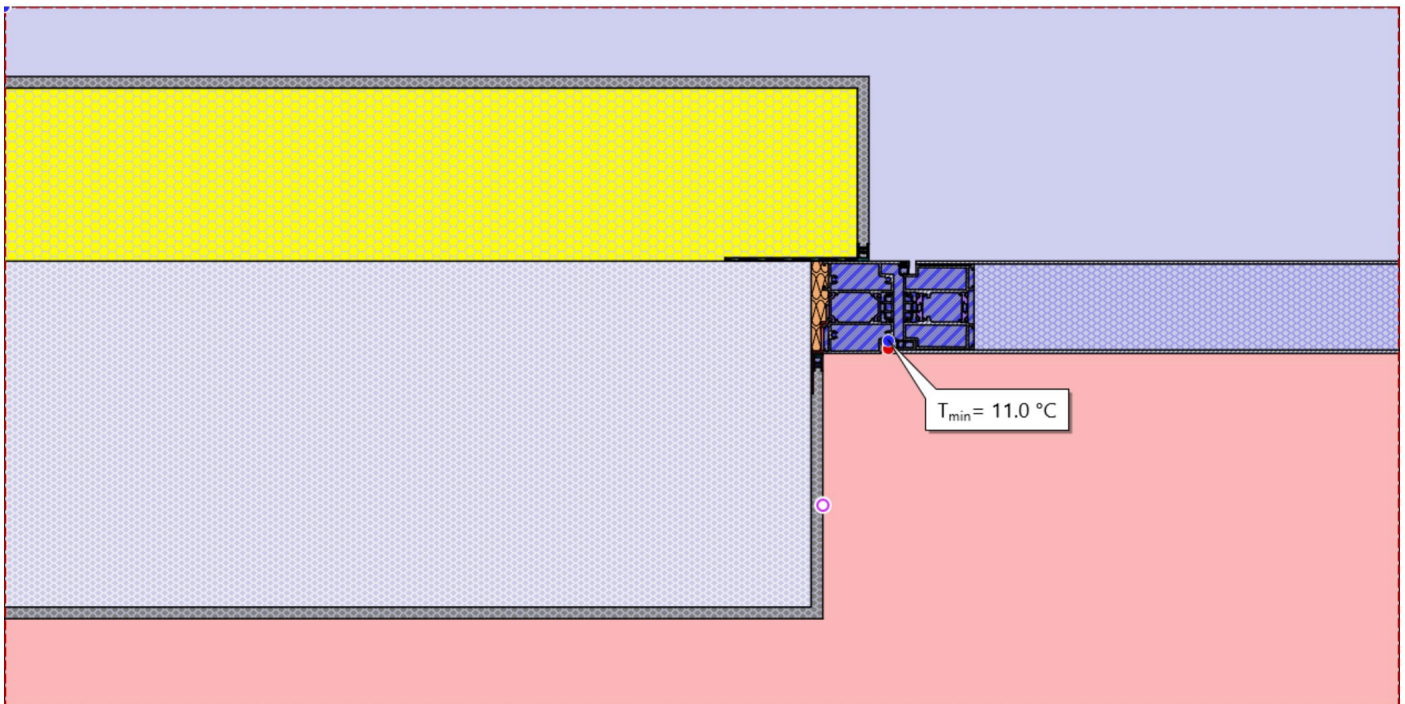
0.700 W/m<sup>2</sup>K

$U_{w, \text{instalat}}$

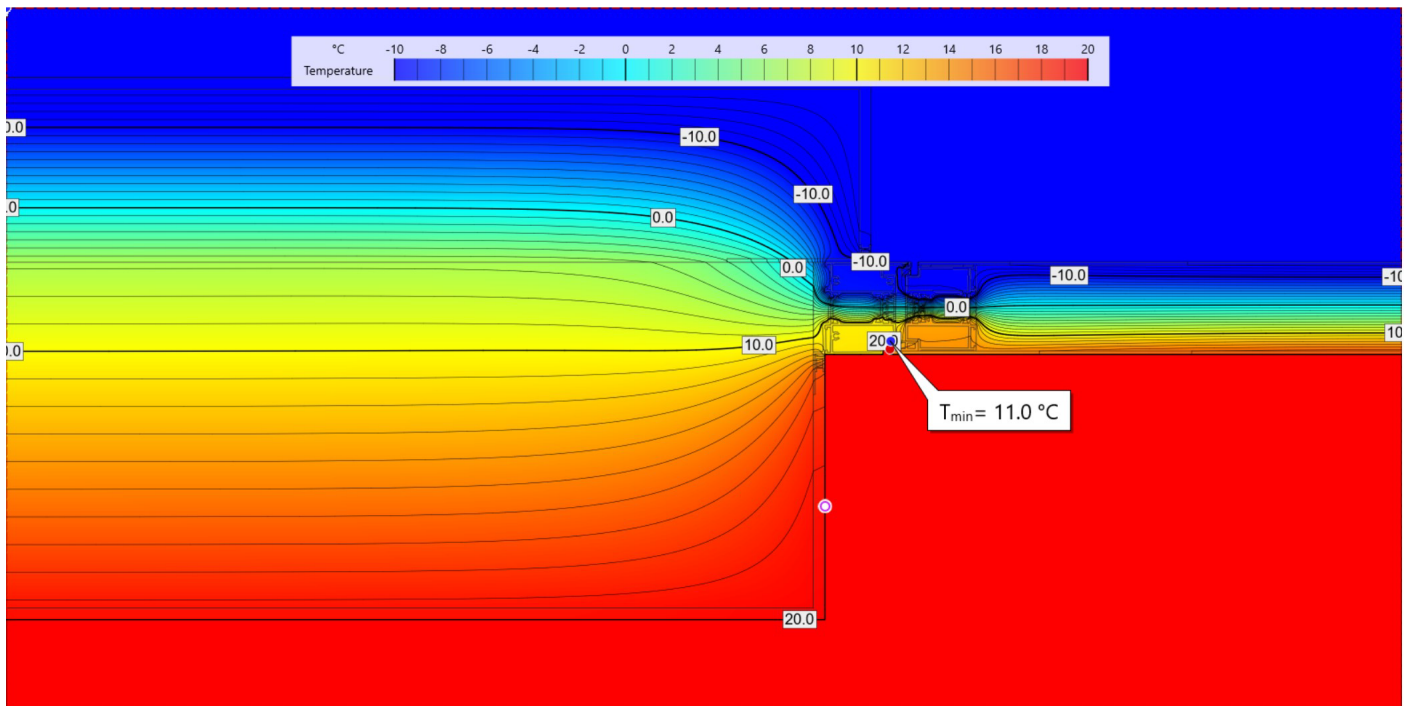
1.280 W/m<sup>2</sup>K

## Materiale

✓  Climat interior	✓  Climat exterior	 Panou de izolare
✓  Garnitura Interiorara	✓  EPDM	✓  Poliamida (25% gf.)
✓  Sticla	 Otel	✓  Aluminiu
✓  Aer	✓  Poliamida	✓  Argon
✓  Celuloza	 EPS - Polistiren	✓  Vata Minerala
 Termomodul	✓  Folie Montaj	✓  Folie Montaj
✓  Profil Dilatare	 PVC 88	✓  Spuma Illbruck
✓  Tencuiala	 Caramida Cu goluri Verticale	✓  BCA
✓  Cavitate Aer	 Triothem	 Rigips
 Brad - Montant	 Bariera Vaporilor SD=5m	 Placa OSB
✓  PU Placa rigida	 PIR - Izolatia COR-80 Passive House	✓  Polyolefin



## Analiză izoterme temperatură



## UȘA DURABIL 80 PREMIUM

Anvelopă constructivă: Timberframe

Montaj: spumă și folii

Temperatură: interior 20°C / exterior - 15°C




































$U_w$

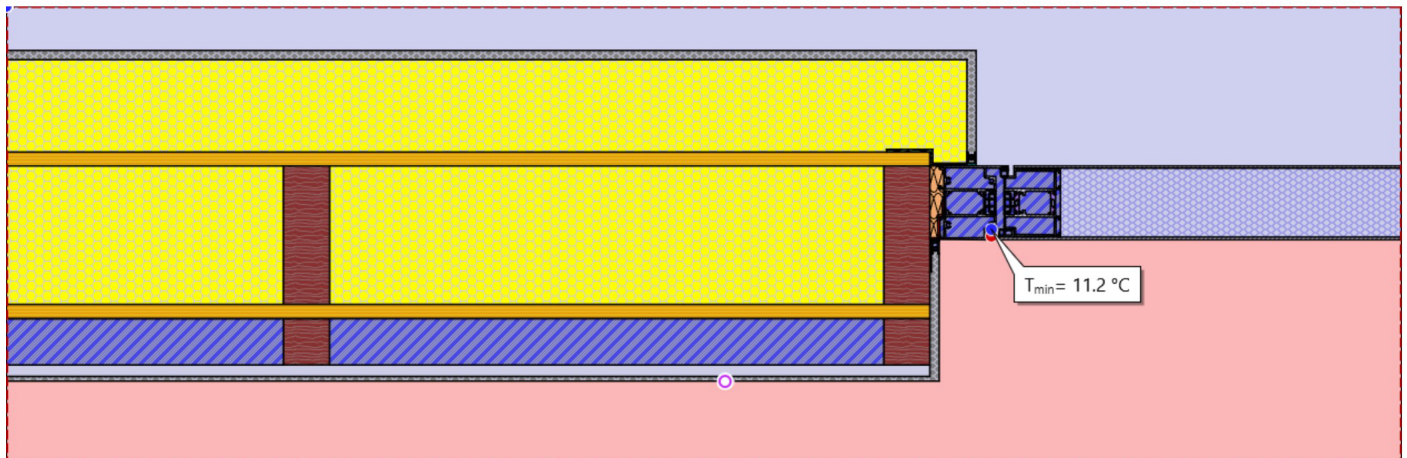
0.700 W/m<sup>2</sup>K

$U_{w, \text{instalat}}$

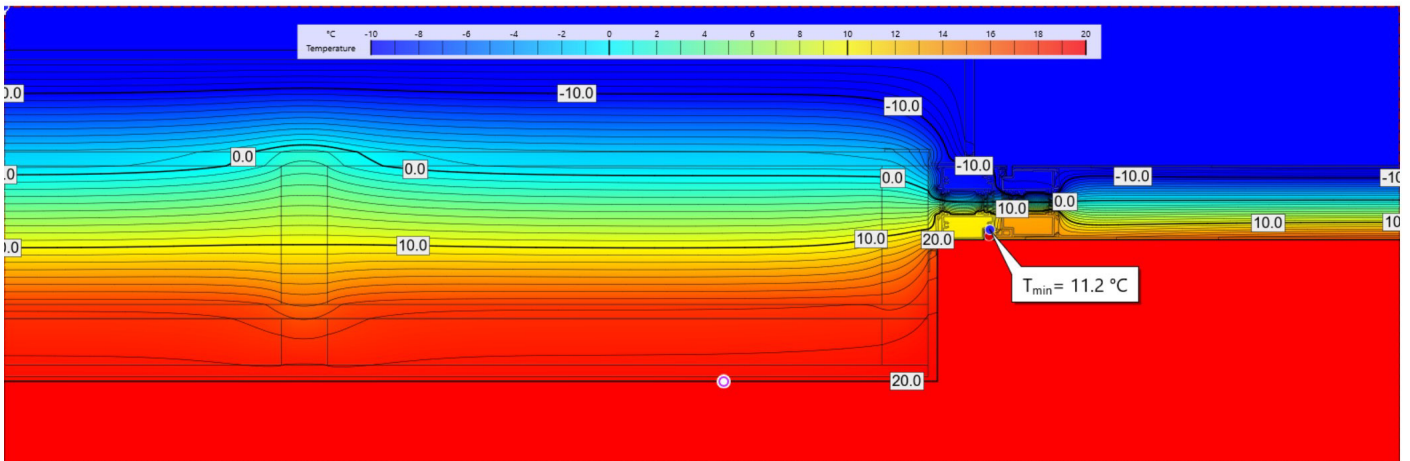
1.260 W/m<sup>2</sup>K

## Materiale

✓  Climat interior	✓  Climat exterior	 Panou de izolare
✓  Garnitura Interiorara	✓  EPDM	✓  Poliamida (25% gf.)
✓  Sticla	 Otel	✓  Aluminiu
✓  Aer	✓  Poliamida	✓  Argon
✓  Celuloza	 EPS - Polistiren	✓  Vata Minerala
 Termomodul	✓  Folie Montaj	✓  Folie Montaj
✓  Profil Dilatare	 PVC 88	✓  Spuma Illbruck
✓  Tencuiala	 Caramida Cu goluri Verticale	 BCA
✓  Cavitate Aer	 Triothem	✓  Rigips
✓  Brad - Montant	✓  Bariera Vaporu SD=5m	✓  Placa OSB
✓  PU Placa rigida	 PIR - Izolatie COR-80 Passive House	✓  Polyolefin



## Analiză izoterme temperatură



## UȘA DURABIL 80 PREMIUM

Anvelopă constructivă: BCA 30 cm + vată minerală 20 cm

Montaj: precadre cu spumă și folii

Temperatură: interior 20°C / exterior - 15°C




































$U_w$

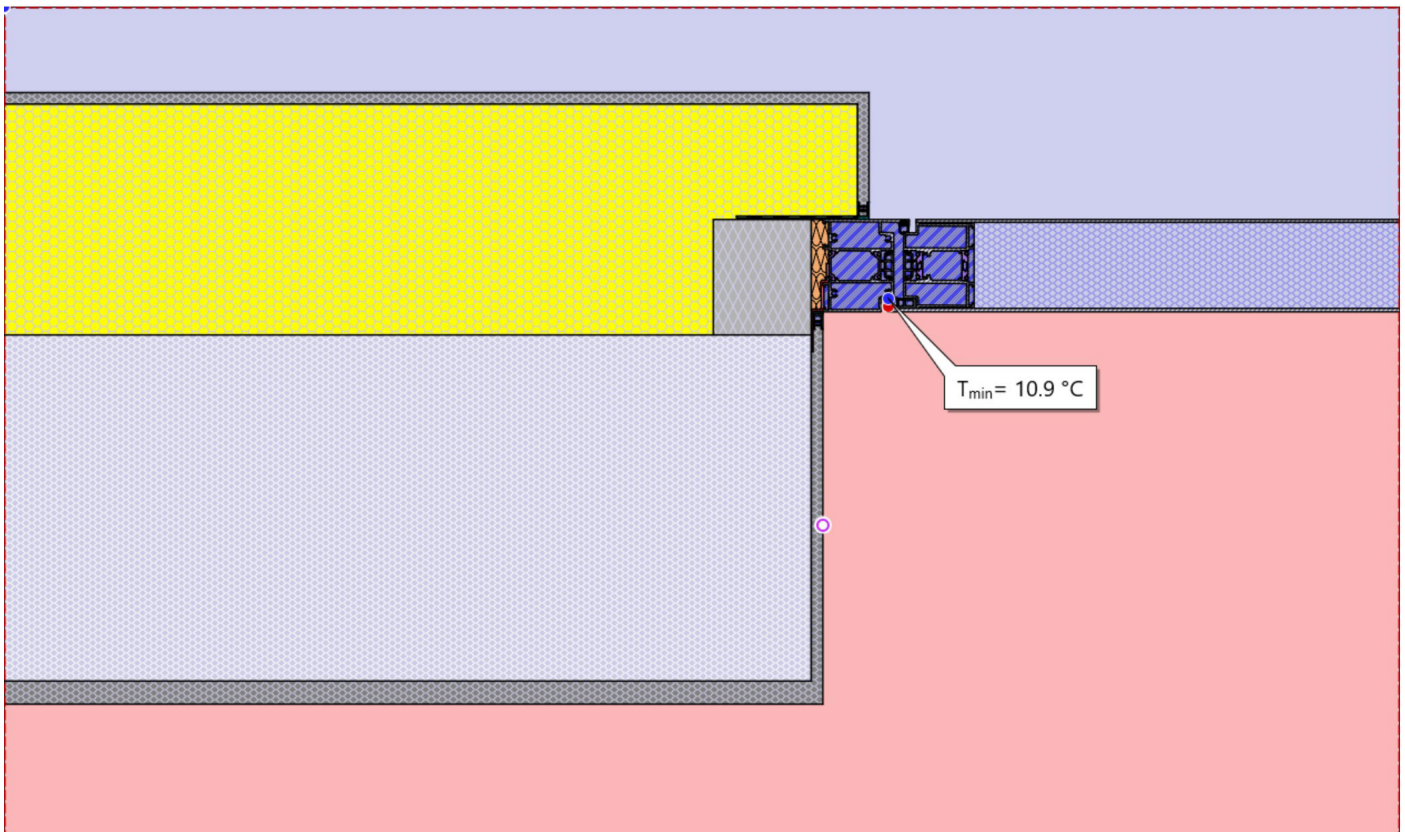
0.700 W/m<sup>2</sup>K

$U_{w, \text{instalat}}$

1.190 W/m<sup>2</sup>K

## Materiale

✓  Climat interior	✓  Climat exterior	 Panou de izolare
✓  Garnitura Interiorara	✓  EPDM	✓  Poliamida (25% gf.)
✓  Sticla	 Otel	✓  Aluminium
✓  Aer	✓  Poliamida	✓  Argon
✓  Celuloza	 EPS - Polistiren	✓  Vata Minerala
 Termomodul	✓  Folie Montaj	✓  Folie Montaj
✓  Profil Dilatare	 PVC 88	✓  Spuma Illbruck
✓  Tencuiala	 Caramida Cu goluri Verticale	✓  BCA
✓  Cavitate Aer	✓  Triothem	 Rigips
 Brad - Montant	 Bariera Vaporilor SD=5m	 Placa OSB
✓  PU Placa rigida	 PIR - Izolatie COR-80 Passive House	✓  Polyolefin



## Analiză izoterme temperatură

