


UȘA ELEGANT 76 PREMIUM

Anvelopă constructivă: cărămidă 30 cm + polistiren 15 cm

Montaj: spumă și folii

Temperatură: interior 20°C / exterior - 15°C




































U_w

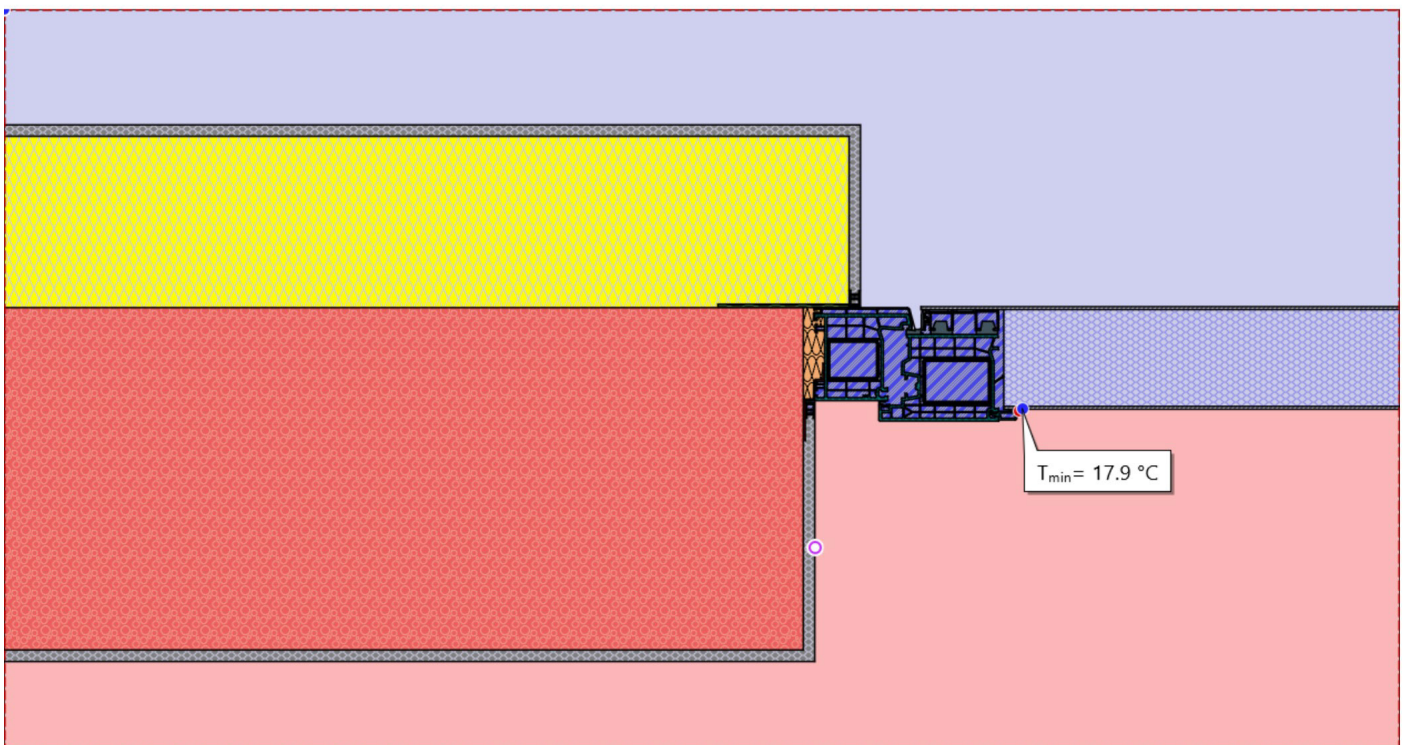
0.707 W/m²K

$U_{w, \text{instalat}}$

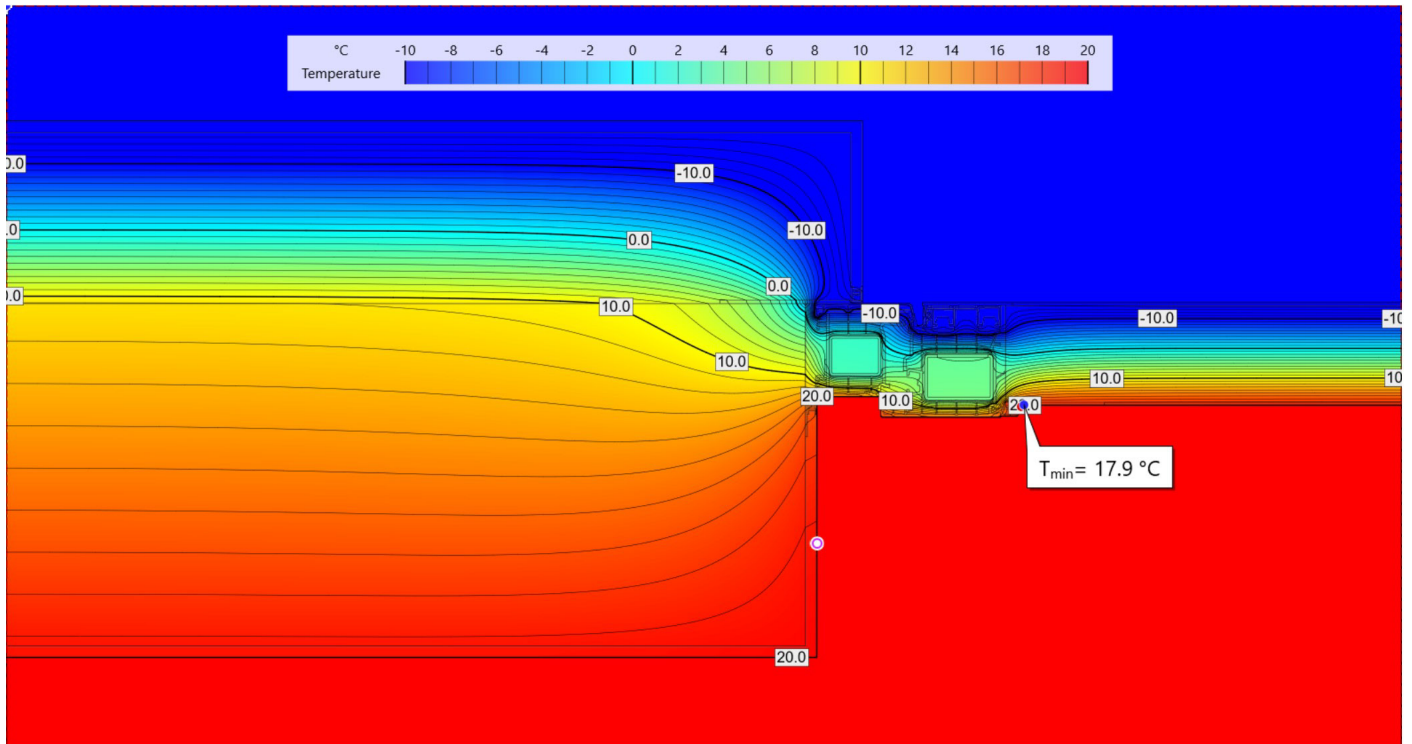
1.160 W/m²K

Materiale

✓  Climat interior	✓  Climat exterior	 Panou de izolare
✓  Garnitura Interiorara	✓  EPDM	✓  Poliamida (25% gf.)
✓  Sticla	✓  Otel	✓  Aluminiu
✓  Aer	✓  Poliamida	 Argon
✓  Celuloza	✓  EPS - Polistiren	 Vata Minerala
 Termomodul	✓  Folie Montaj	✓  Folie Montaj
✓  Profil Dilatare	✓  PVC 88	✓  Spuma Illbruck
✓  Tencuiala	✓  Caramida Cu goluri Verticale	 BCA
✓  Cavitate Aer	 Triothem	 Rigips
 Brad - Montant	 Bariera Vaporilor SD=5m	 Placa OSB
✓  PU Placa rigida	 PIR - Izolatie COR-80 Passive House	 Polyolefin



Analiză izoterme temperatură




UȘA ELEGANT 76 PREMIUM

Anvelopă constructivă: cărămidă 30 cm
+vată minerală 15 cm

Montaj: spumă și folii

Temperatură: interior 20°C / exterior - 15°C




































U_w

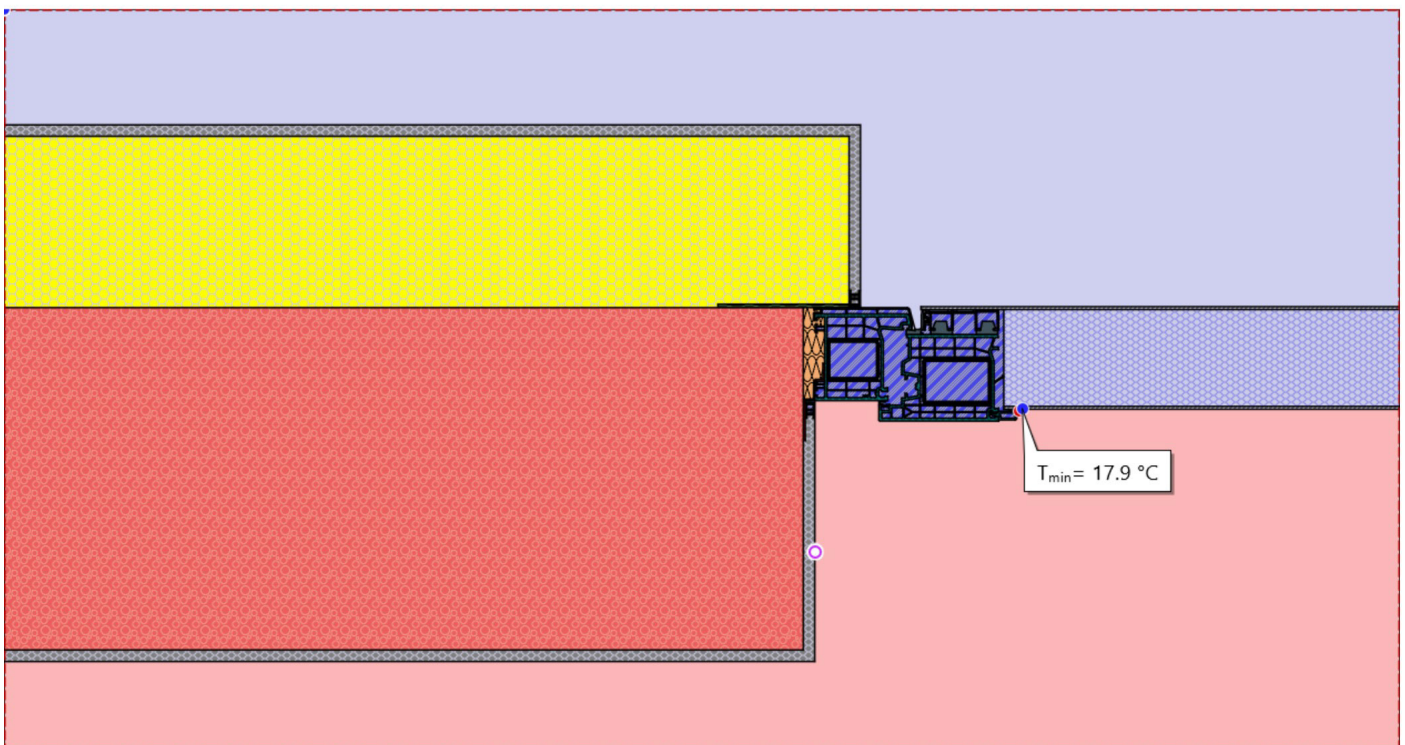
0.707 W/m²K

$U_{w, \text{instalat}}$

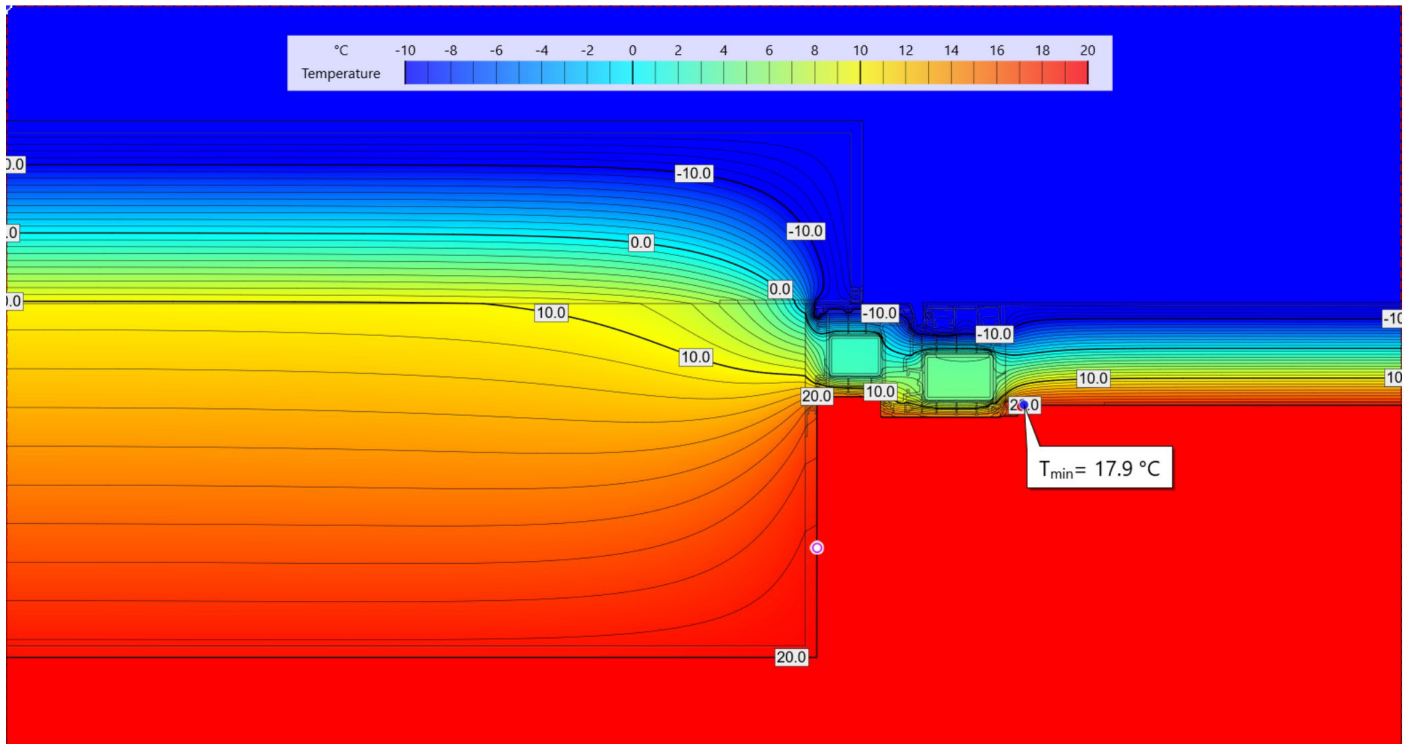
1.150 W/m²K

Materiale

✓  Climat interior	✓  Climat exterior	 Panou de izolare
✓  Garnitura Interiorara	✓  EPDM	✓  Poliamida (25% gf.)
✓  Sticla	✓  Otel	✓  Aluminiu
✓  Aer	✓  Poliamida	 Argon
✓  Celuloza	 EPS - Polistiren	✓  Vata Minerala
 Termomodul	✓  Folie Montaj	✓  Folie Montaj
✓  Profil Dilatare	✓  PVC 88	✓  Spuma Illbruck
✓  Tencuiala	✓  Caramida Cu goluri Verticale	 BCA
✓  Cavitate Aer	 Triothem	 Rigips
 Brad - Montant	✓  Bariera Vaporilor SD=5m	 Placa OSB
✓  PU Placa rigida	 PIR - Izolatie COR-80 Passive House	 Polyolefin



Analiză izoterme temperatură




UȘA ELEGANT 76 PREMIUM

Anvelopă constructivă: BCA 30 cm + vată minerală 15 cm

Montaj: spumă și folii

Temperatură: interior 20°C / exterior - 15°C




































U_w

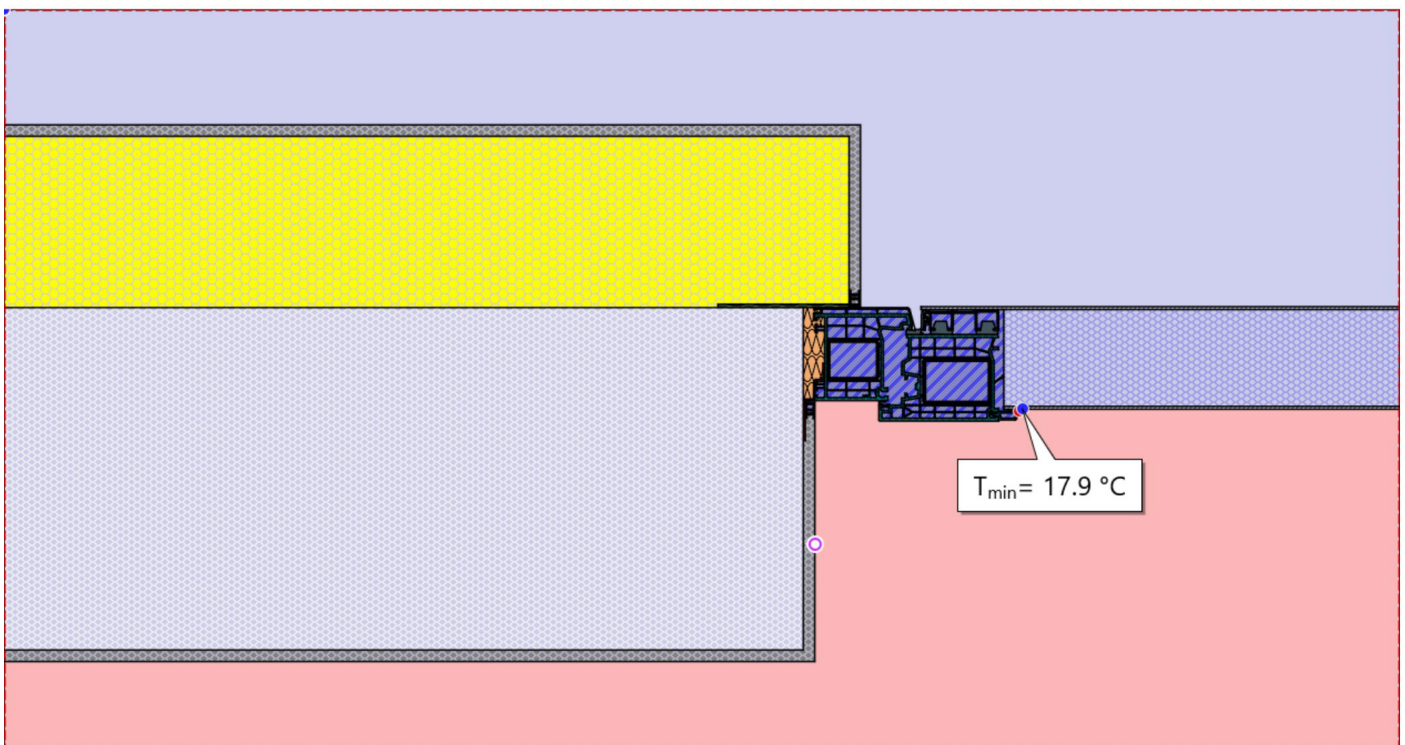
0.707 W/m²K

$U_{w, \text{instalat}}$

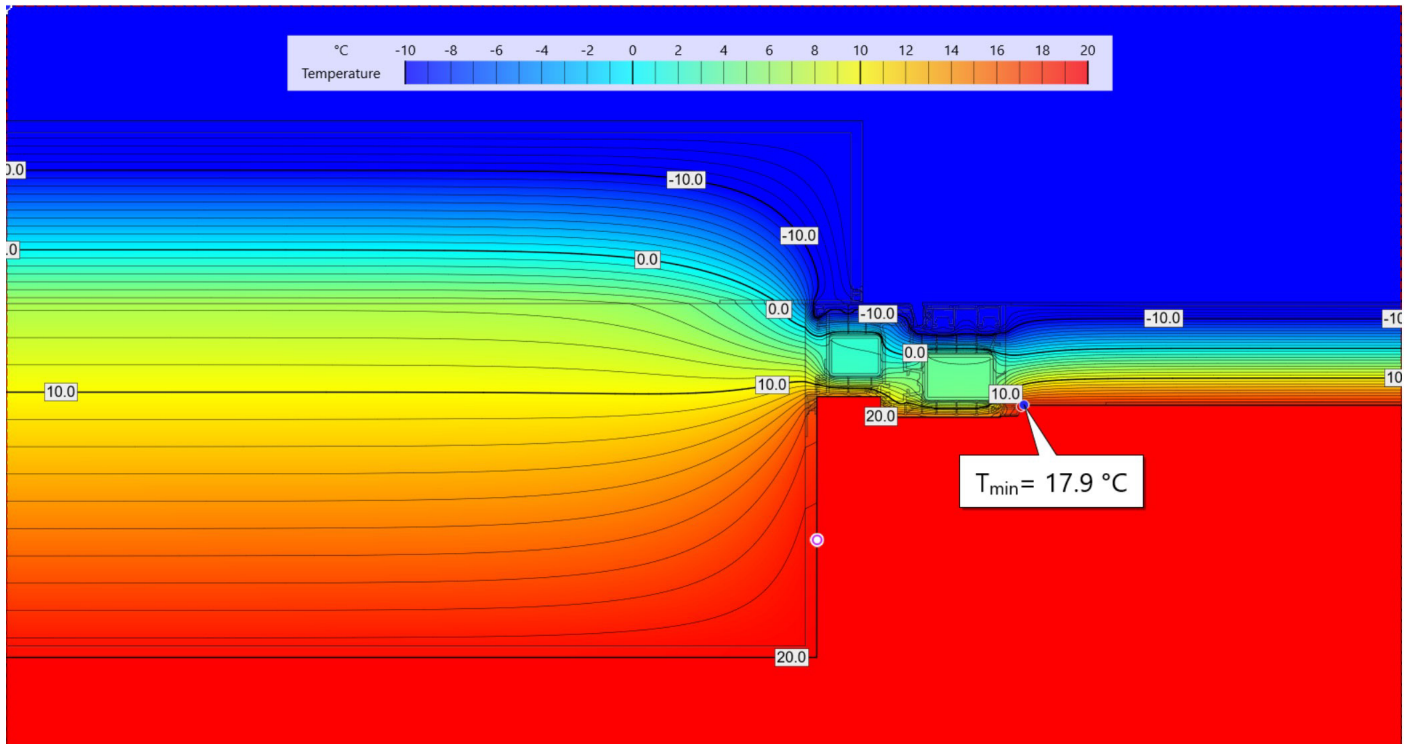
1.102 W/m²K

Materiale

✓  Climat interior	✓  Climat exterior	 Panou de izolare
✓  Garnitura Interiorara	✓  EPDM	✓  Poliamida (25% gf.)
✓  Sticla	✓  Otel	✓  Aluminiu
✓  Aer	✓  Poliamida	 Argon
✓  Celuloza	 EPS - Polistiren	✓  Vata Minerala
 Termomodul	✓  Folie Montaj	✓  Folie Montaj
✓  Profil Dilatare	✓  PVC 88	✓  Spuma Illbruck
✓  Tencuiala	 Caramida Cu goluri Verticale	✓  BCA
✓  Cavitate Aer	 Triothem	 Rigips
 Brad - Montant	✓  Bariera Vaporilor SD=5m	 Placa OSB
✓  PU Placa rigida	 PIR - Izolatie COR-80 Passive House	 Polyolefin



Analiză izoterme temperatură




UȘA ELEGANT 76 PREMIUM

Anvelopă constructivă: Timberframe

Montaj: spumă și folii

Temperatură: interior 20°C / exterior - 15°C




































U_w

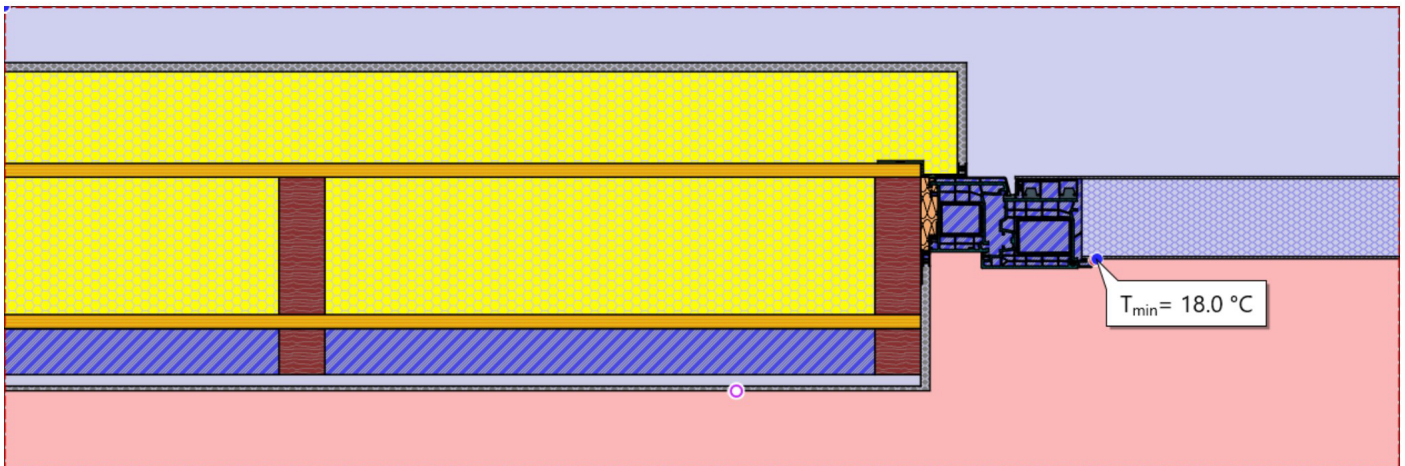
0.707 W/m²K

$U_{w, \text{instalat}}$

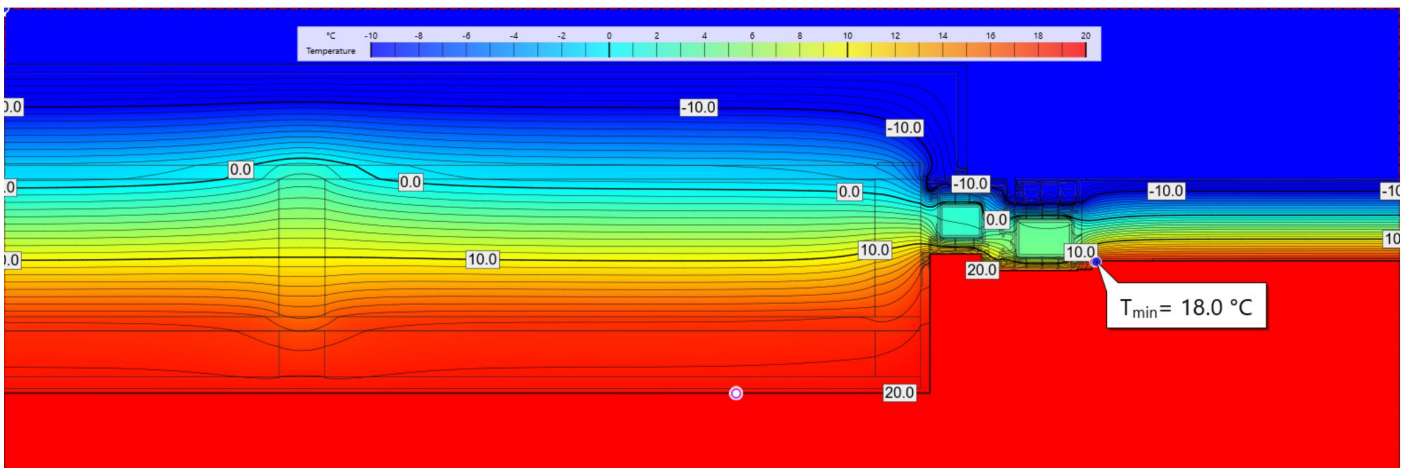
1.085 W/m²K

Materiale

✓  Climat interior	✓  Climat exterior	 Panou de izolare
✓  Garnitura Interiorara	✓  EPDM	✓  Poliamida (25% gf.)
✓  Sticla	✓  Otel	✓  Aluminiu
✓  Aer	✓  Poliamida	 Argon
✓  Celuloza	 EPS - Polistiren	✓  Vata Minerala
 Termomodul	✓  Folie Montaj	✓  Folie Montaj
✓  Profil Dilatare	✓  PVC 88	✓  Spuma Illbruck
✓  Tencuiala	 Caramida Cu goluri Verticale	 BCA
✓  Cavitate Aer	 Triothem	✓  Rigips
✓  Brad - Montant	✓  Bariera Vaporilor SD=5m	✓  Placa OSB
✓  PU Placa rigida	 PIR - Izolatie COR-80 Passive House	 Polyolefin



Analiză izoterme temperatură




UȘA ELEGANT 76 PREMIUM

Anvelopă constructivă: BCA 30 cm + vată minerală 20 cm

Montaj: precadre cu spumă și folii

Temperatură: interior 20°C / exterior - 15°C




































U_w

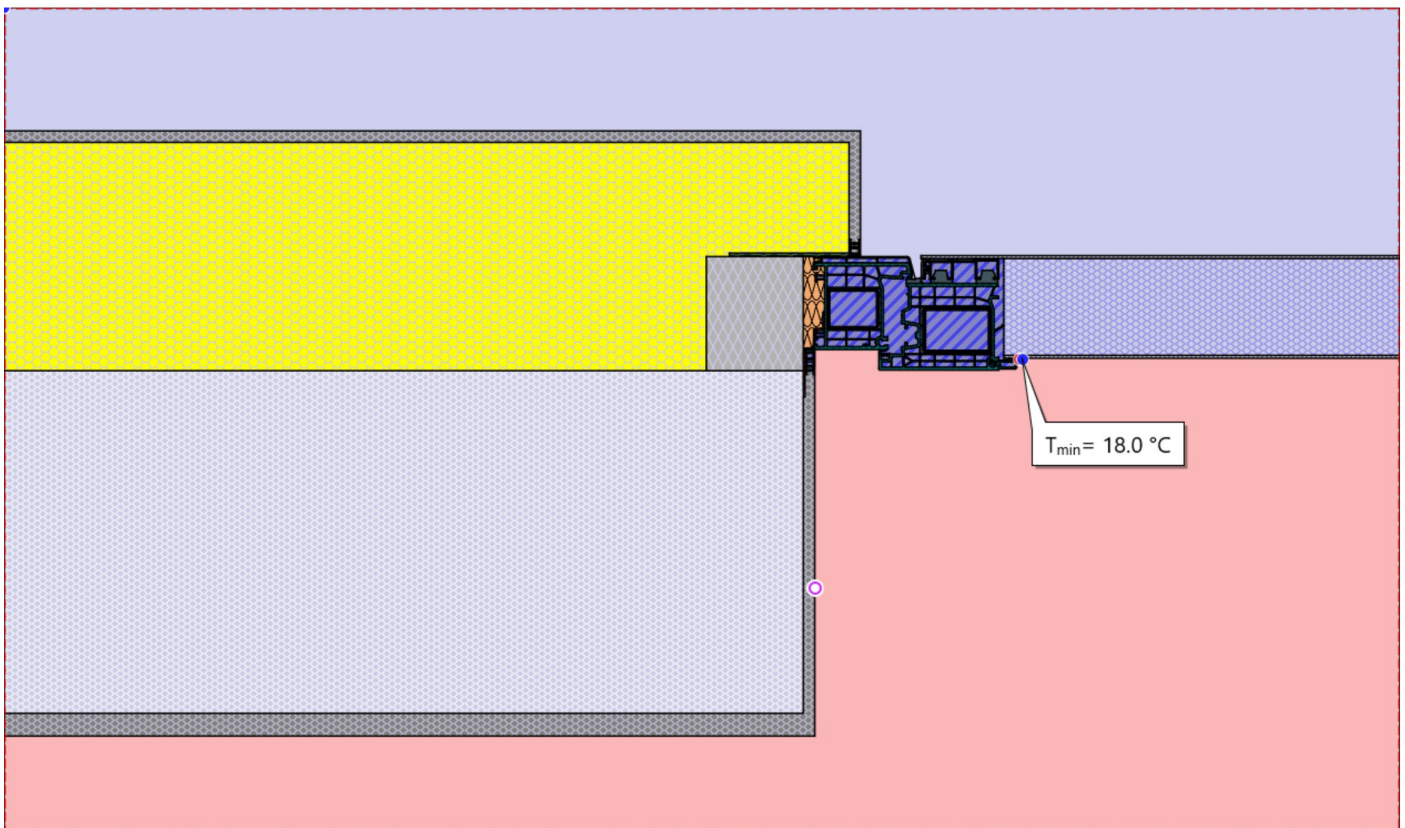
0.707 W/m²K

$U_{w, \text{instalat}}$

1.030 W/m²K

Materiale

✓  Climat interior	✓  Climat exterior	 Panou de izolare
✓  Garnitura Interiorara	✓  EPDM	✓  Poliamida (25% gf.)
✓  Sticla	✓  Otel	✓  Aluminiu
✓  Aer	✓  Poliamida	 Argon
✓  Celuloza	 EPS - Polistiren	✓  Vata Minerala
 Termomodul	✓  Folie Montaj	✓  Folie Montaj
✓  Profil Dilatare	✓  PVC 88	✓  Spuma Illbruck
✓  Tencuiala	 Caramida Cu goluri Verticale	✓  BCA
✓  Cavitate Aer	✓  Triothem	 Rigips
 Brad - Montant	 Bariera Vaporilor SD=5m	 Placa OSB
✓  PU Placa rigida	 PIR - Izolatie COR-80 Passive House	 Polyolefin



Analiză izoterme temperatură

